

CLASSIC

Il braccio tergicristallo CLASSIC è disponibile nella versione singola o a pantografo. La sua linea semplice ma moderna lo rende adatto alle imbarcazioni d'alta gamma.

Classic wiper arm is available both in single and pantograph version. Its simple but modern line renders it suitable for high range boats.



CARATTERISTICHE TECNICHE


- Disponibile a tubo tondo ed ovale
- Ha integrate delle boccole ad alto scorrimento sviluppate appositamente per uso nautico.
- Dispone nel lato fissaggio spazzola di una flangia che ne permette la regolazione ottimale.
- Integra nel cavallotto porta-spazzola un doppio spruzzino che permette la perfetta tergitura del vetro.

TECHNICAL FEATURES


- Available both with round and oval tube.
- It has self-integrated high flow bushes, which have been realized specifically for nautical use.
- On wiper blade fixing side it has a flange permitting an optimal regulation.
- It has a double nozzle set integrated in the staple for wiper blade, which permits a perfect wipe ring.



Tubo gomma per acqua Øest.5 x Sp.1
 Rubber pipe for water Øext.5 x Th.1



L



Tubo tondo 12 x 1,5
 Round pipe 12 x 1,5

Supporto in alluminio
 Aluminum support

MATERIALE MATERIAL	FINITURA FINISHING	L	TAGLIA MOTORE SIZE ENGINE	OPTIONAL
AISI 316L	LUCIDATURA POLISHING / VERNICIATURA NERA BLACK PAINT	600	SMALL / MEDIUM	PIEGATURA BENDING
		700		
		750		
		800		

A

B


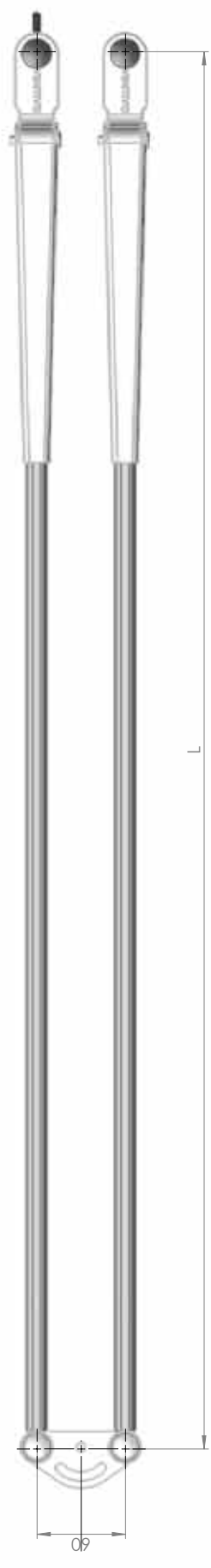
C

D

E



Tubo gomma per acqua Øest.5 x Sp.1
 Rubber pipe for water Øext.5 x Th.1




Tubo ovale 14 x 8,5
 Oval pipe 14 x 8,5


Supporto in alluminio
 Aluminum support

MATERIALE MATERIAL	FINITURA FINISHING	L	TAGLIA MOTORE SIZE ENGINE	OPTIONAL
AISI 316L	LUCIDATURA POLISHING / VERNICIATURA NERA BLACK PAINT	900	MEDIUM / BIG	DOPPIA MOLLA DOUBLE SPRING / PIEGATURA BENDING
		950		
		1050		
		1100		
		1200		
1300				





Tubo gomma per acqua Øest.5 x Sp.1
Rubber pipe for water Øext.5 x Th.1



Tubo tondo 12 x 1,5
Round pipe 12 x 1,5

Supporto in alluminio
Aluminum support

MATERIALE MATERIAL	FINITURA FINISHING	L	TAGLIA MOTORE SIZE ENGINE	OPTIONAL
AISI 316L	LUCIDATURA POLISHING / VERNICIATURA NERA BLACK PAINT	460	SMALL / MEDIUM / BIG	DOPPIA MOLLA DOUBLE SPRING / PIEGATURA BENDING
		500		
		550		
		600		
		650		
		700		
		750		
		800		
		850		
		900		
		950		
		1000		
		1050		

A

B

C

D

E